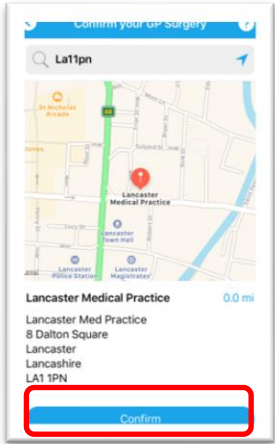




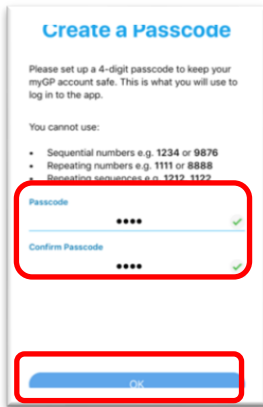
myGP – Sign Up (Quick Guide)

<p>Step 1</p>  <p>Select your app store for your phone</p>	<p>Step 2</p>  <p>Search for the myGP app and install</p>	<p>Step 3</p>  <p>At the Welcome screen select "I've read and agreed to both"</p>
<p>Step 4</p>  <p>Select accept</p>	<p>Step 5</p>  <p>Add your details and submit</p>	<p>Step 6</p>  <p>This screen MAY appear asking if you would like to allow "myGP" to access your location, whilst you are using the app</p> <p>Choose either one</p>
<p>Step 7</p>  <p>Add LA1 1PN postcode and select 8 Dalton Square</p>	<p>Step 8</p>  <p>Select Confirm</p>	<p>Step 9</p>  <p>You will receive a text message which contains the code to add</p>



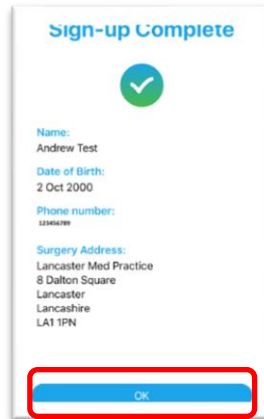
myGP – Sign Up (Quick Guide)

Step 10



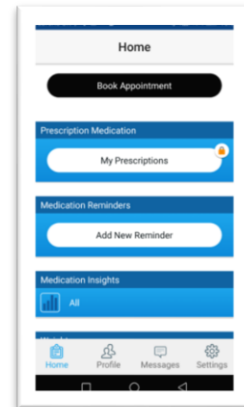
Create a passcode and select ok

Step 11



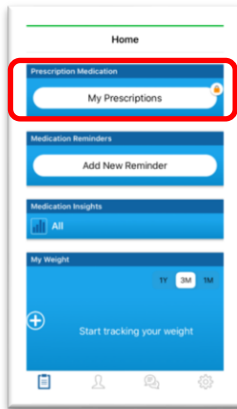
Click ok

Step 12



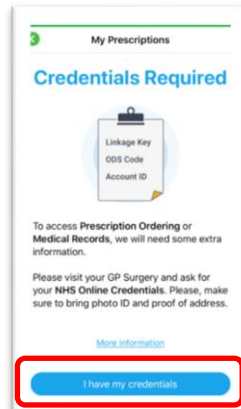
Welcome to the Home Screen

Step 13



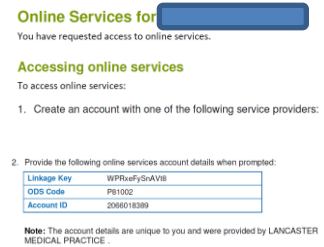
My Prescriptions will show a padlock as you need credentials from the practice to enable this

Step 14



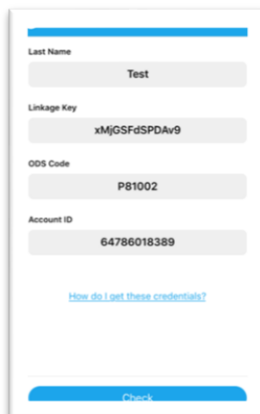
When you have a registration letter from the Practice select I have my credentials

Step 15



This is your registration letter showing your credentials to complete the set up for medication

Step 16



Add your credentials and select check